ACBSP ACCREDITED PROGRAM PERFORMANCE 2021-2025

Graduates by Program	2021	2022	2023	2024	2025
Major in Accounting & Finance	550	492	348	362	346
Major in Human Resource Management	159	205	140	151	121
Major in Management Information Systems	32	40	23	32	32
Major in International Business	46	42	36	32	54
Major in Marketing	546	560	460	419	354
BS in Economics	58	45	51	55	53
MBA	383	419	348	255	300
EMBA	72	82	69	46	46
MS in Economics	15	22	18	14	10

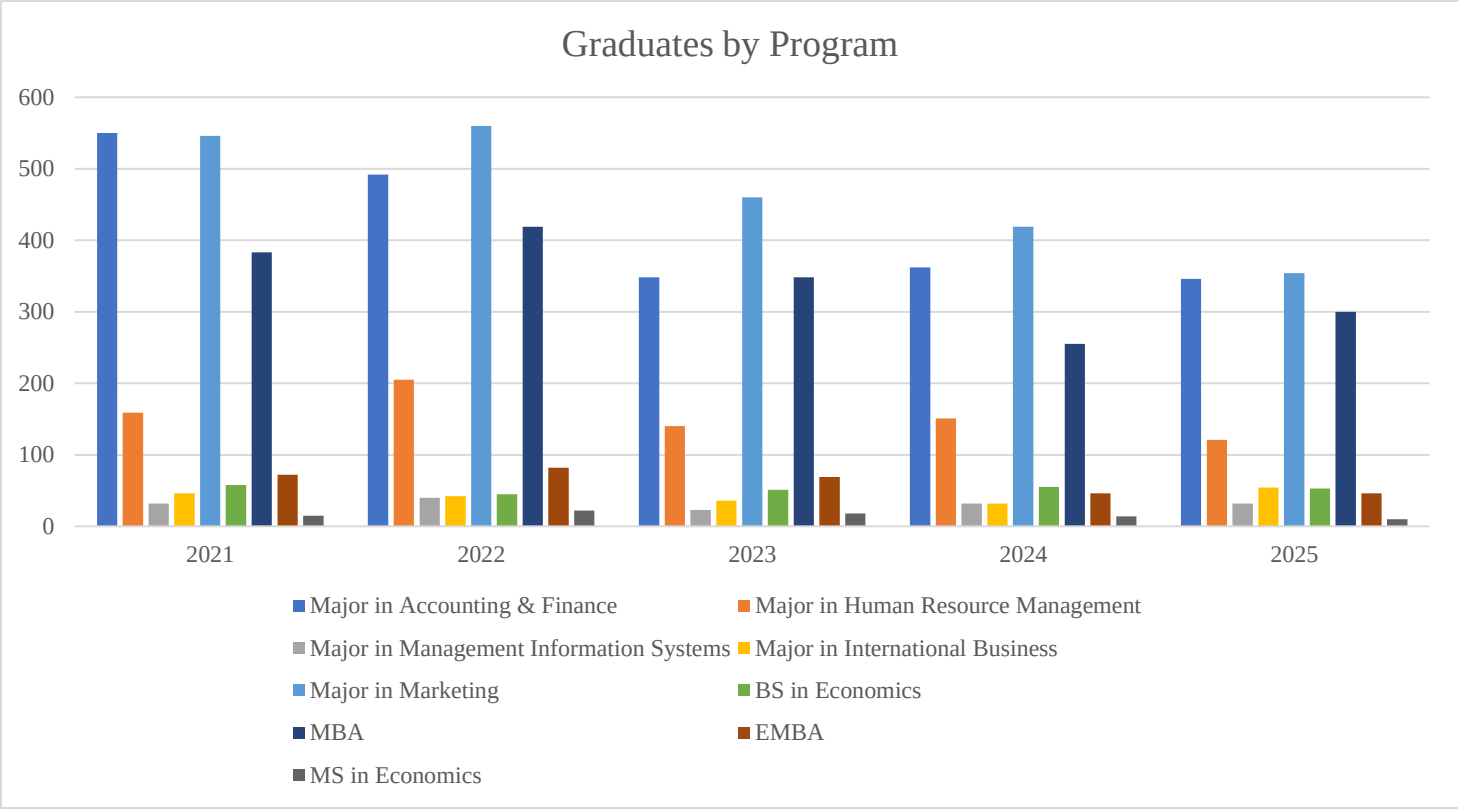
Graduates by Program
600
500
400
300
200
100
0
2021
2022
2023
2024
2025
Major in Accounting & Finance
Major in Human Resource Management
Major in Management Information Systems
Major in International Business
Major in Marketing
BS in Economics
MBA
EMBA
MS in Economics

Job Placement (Within 6 Months of Graduation)[1]	2021	2022	2023	2024
Major in Accounting & Finance	164	121	99	109
Major in Human Resource Management	43	63	50	47
Major in Management Information Systems	10	7	8	8
Major in International Business	17	12	12	8
Major in Marketing	145	160	129	129
MBA	112	153	122	90
EMBA	30	27	16	19
BS in Economics	16	14	10	14
MS in Economics	3	9	4	8

[1] 2025 graduates are not included in the job placement data, as they will attain alumni status after receiving their official certificates following the 2026 Convocation.

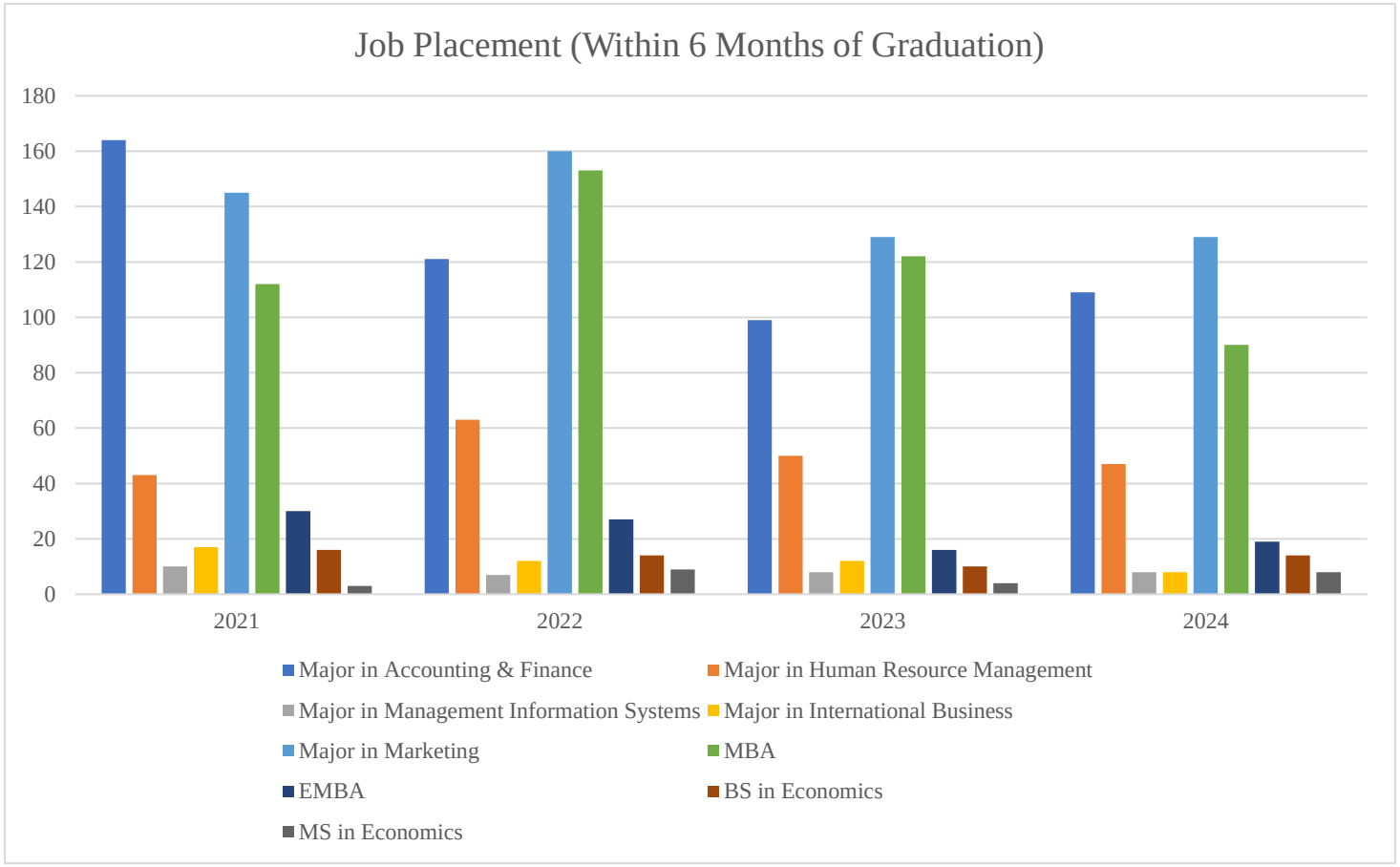
Job Placement (Within 6 Months of Graduation)
180
160
140
120
100
80
60
40
20
0
2021
2022
2023
2024
Major in Accounting & Finance
Major in Human Resource Management
Major in Management Information Systems
Major in International Business
Major in Marketing
MBA
EMBA
BS in Economics
MS in Economics

Admission Enrollment	2021	2022	2023	2024	2025
BBA	1604	1973	1216	1892	2835
BS in Economics	84	122	202	259	357
MBA	635	559	403	363	553
EMBA	117	71	67	75	96
MS in Economics	34	41	25	29	62

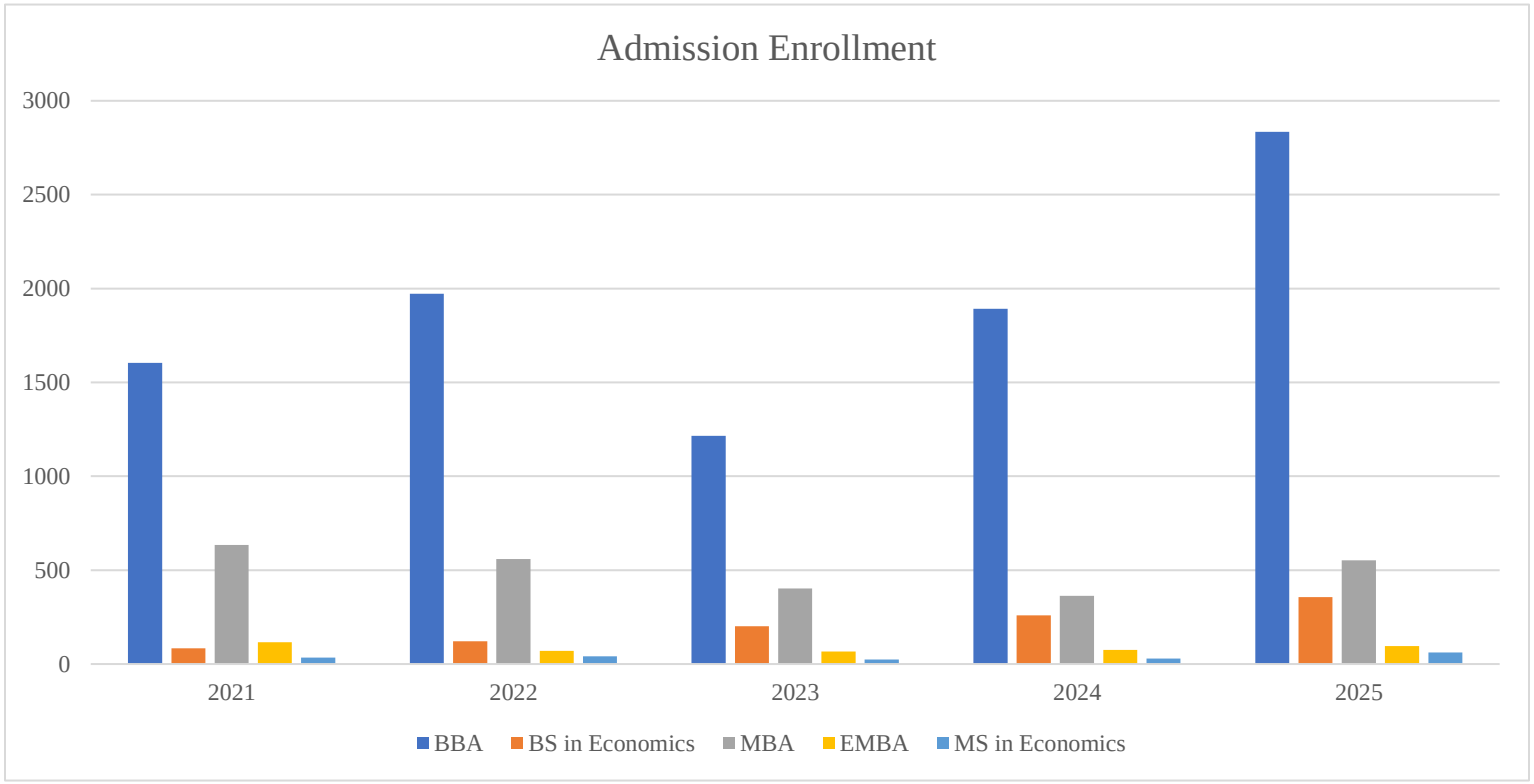
Admission Enrollment
3000
2500
2000
1500
1000
500
0
2021
2022
2023
2024
2025
BBA
BS in Economics
MBA
EMBA
MS in Economics